

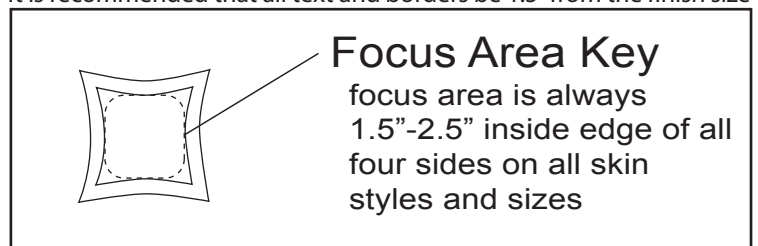
A	Skin	Size
	13.375" W x 13.375" H	1x1 Flat Front
		1x1 Flat Front Shown as it will appear on the Xpressions unit


B	Skin	Size
	13.375" W x 13.375" H	1x1 Flat Front
		1x1 Flat Front Shown as it will appear on the Xpressions unit

C	Skin	Size
	28" W x 13.375" H	2X1 Horizontal Thread
		2X1 Thread Horizontal Shown as it will appear on the Xpressions unit

D	Skin	Size
	28" W x 13.375" H	2X1 Horizontal Thread
		2X1 Thread Horizontal Shown as it will appear on the Xpressions unit

It is recommended that all text and borders be 1.5" from the finish size






1x1 Flat 13.375" x 13.375"  
(SalesMateTemplate at full size)

**SKIN A**


Indicates 1.5" bleed  
Indicates edge of skin  
Indicates 1.5" focus area



1x1 Flat 13.375" x 13.375"  
(SalesMateTemplate at full size)

**SKIN B**

Indicates 1.5" bleed  
Indicates edge of skin  
Indicates 1.5" focus area




2x1 Thread 28" x 13.375"  
(SalesMateTemplate at full size)

Indicates 1.5" bleed

Indicates edge of skin

Indicates 1.5" focus area

**SKIN C**



2x1 Thread 28" x 13.375"  
(SalesMateTemplate at full size)

Indicates 1.5" bleed

Indicates edge of skin

Indicates 1.5" focus area

**SKIN D**

NOTE: ALL SET UP INSTRUCTIONS  
APPLY TO THE 4X3 US SKIN SIZES  
AS WELL

xpressions®  
**SALESMATE™**  
Setup Guide 2010

• File Setup •

FOR GENERAL FILE SETUP CONSULT THE FULL FILE PREP GUIDELINE AT:  
<http://xpressions-snap.com/guidelines.htm>

For all XSnap skins we require **1.5" of bleed OVERALL (.75" on all sides)**. If bleed is not provided to us we will do our best to add/clone your artwork when applicable. If not, we will need to bleed out your image to ensure we have enough for print/finishing. See example below:

Artwork provided  
w/out bleed



Image bled out  
for print size




Finished Size



• X-Factor •

Due to the nature of the Xpressions® Salesmate™ graphics, we recommend keeping all artwork elements you do not want severely distorted (ie text, logos, or faces) 3-5" in on all sides, however due to the small size of the Salesmate™ skins this leaves little room for design. We find that **1.5" in** on all sides creates an acceptable amount of stretch while still allowing plenty of space for your design.

EXAMPLES OF STRETCH AT DIFFERENT SIZES SHOWN BELOW:



\*PLEASE NOTE IF DISTORTION IS INTENDED AS PART OF DESIGN\*